

Please rate this document after reviewing at the bottom of this page.


## REPLACEMENT

1. Disconnect the negative battery terminal.


### NOTICE

After disconnecting the cables, wait at least 30 seconds.


2. Remove the cowl top cover.  
**(Refer to Body - "Cowl Top Cover")**
3. Disconnect the active hood actuator connector (A).



4. Remove the active hood actuator by loosening the bolt (A).



5. Install in the reverse order of removal.

English 

**\* Thanks for your cooperation for the more quality. Please surely rate this document before closing.**

cardiagn.com